



US00D617254S

(12) **United States Design Patent**  
**Guard et al.**

(10) **Patent No.:** **US D617,254 S**

(45) **Date of Patent:** **\*\* Jun. 8, 2010**

(54) **AIRPLANE WINDOW CONFIGURATION**

D463,357 S \* 9/2002 Granzeier et al. .... D12/345

\* cited by examiner

(75) Inventors: **Peter S. Guard**, Sammamish, WA (US);  
**R. Klaus Brauer**, Seattle, WA (US);  
**Paul Mikulencak**, Everett, WA (US)

*Primary Examiner*—Marcus A Jackson  
(74) *Attorney, Agent, or Firm*—Ostrager Chong Flaherty & Broitman P.C.

(73) Assignee: **The Boeing Company**, Chicago, IL (US)

(57) **CLAIM**

(\*\*) Term: **14 Years**

The ornamental design for an airplane window configuration, as shown and described.

(21) Appl. No.: **29/202,347**

(22) Filed: **Mar. 30, 2004**

**DESCRIPTION**

(51) **LOC (9) Cl.** ..... **12-07**

FIG. 1 is a perspective view of an airplane window configuration showing my new design; and,

(52) **U.S. Cl.** ..... **D12/345**

FIG. 2 is a front elevational view thereof.

(58) **Field of Classification Search** ..... D12/319-345;  
244/118.5, 118.6, 129.1

There is no claim to the other views of the airplane window configuration. Also, the seats and airplane sidewall are being shown in broken lines to show the environment in which the present invention is utilized and the relative size of the airplane window configuration. No claim to the seats and sidewall is being made.

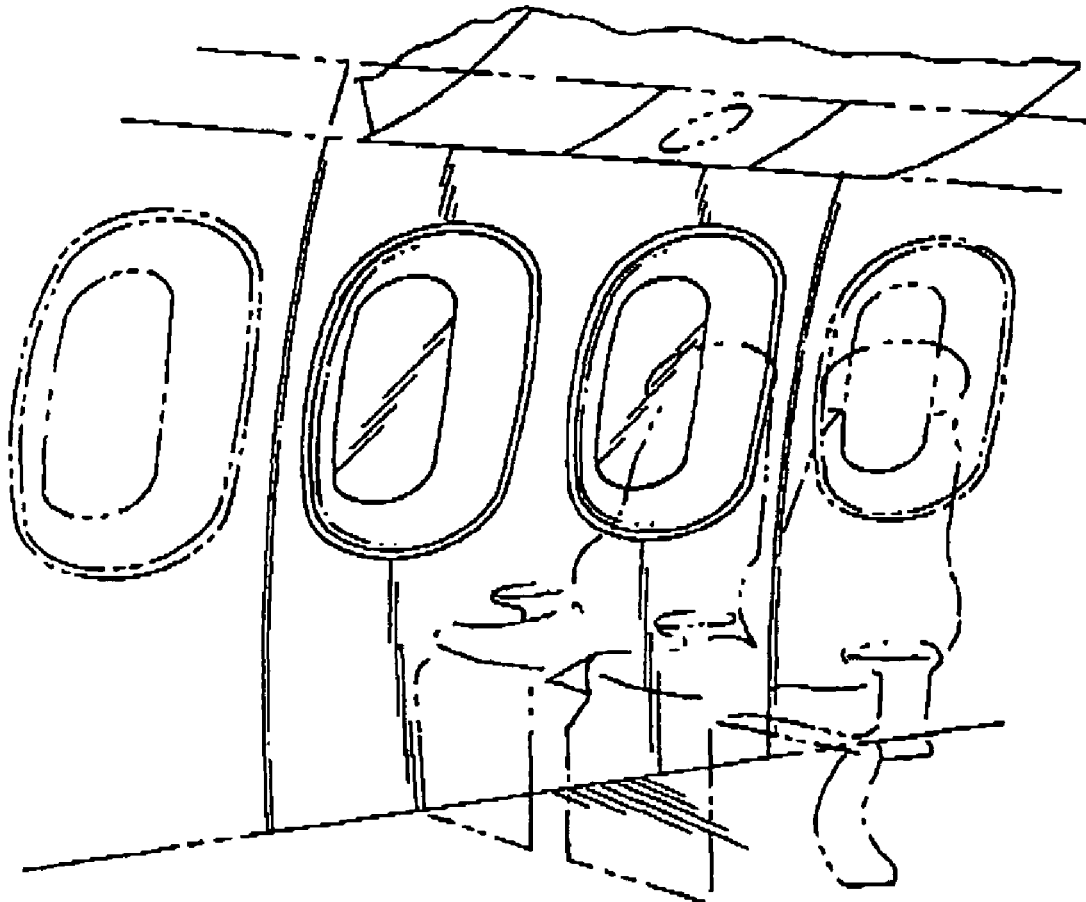
See application file for complete search history.

(56) **References Cited**

**U.S. PATENT DOCUMENTS**

4,739,955 A \* 4/1988 Aquino et al. .... D12/345

**1 Claim, 1 Drawing Sheet**



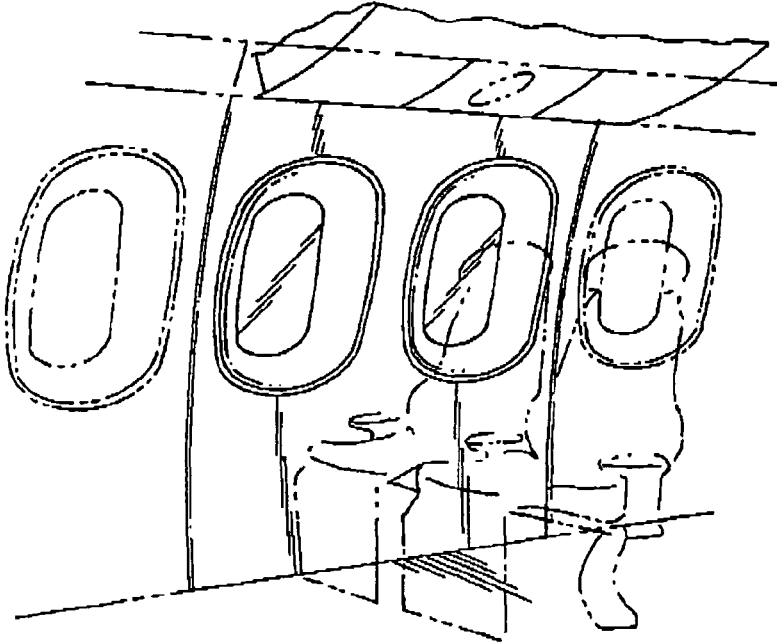


FIG. 1

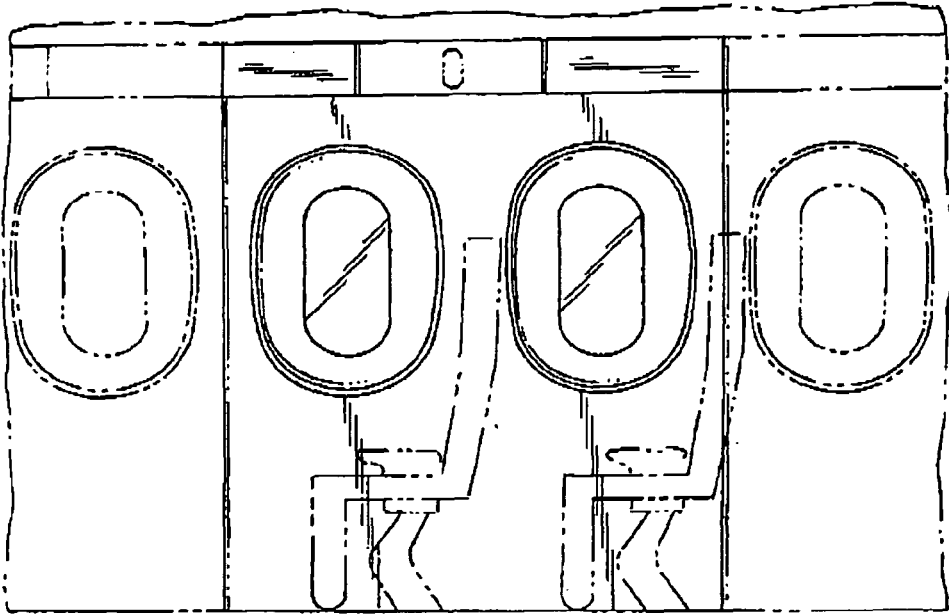


FIG. 2