



US00D617936S

(12) **United States Design Patent**
Fanning

(10) **Patent No.:** **US D617,936 S**

(45) **Date of Patent:** **** Jun. 15, 2010**

(54) **LIGHT MODULE**

(76) Inventor: **Douglas Fanning**, 350 W. 47th St., Apt. 5B, New York, NY (US) 10036

(**) Term: **14 Years**

(21) Appl. No.: **29/337,384**

(22) Filed: **May 20, 2009**

D372,320 S *	7/1996	Brady	D26/68
D374,736 S	10/1996	DeWinter		
D374,737 S	10/1996	Can		
5,607,225 A	3/1997	Halvatzis		
D397,480 S *	8/1998	Herst et al.	D26/77
D397,818 S	9/1998	Herst		
D401,000 S *	11/1998	Herst	D26/76
D442,312 S *	5/2001	Metcheur, III	D26/68
D443,382 S	6/2001	Vong et al.		

Related U.S. Application Data

(62) Division of application No. 29/319,369, filed on Jun. 6, 2008, now Pat. No. Des. 594,588, which is a division of application No. 29/225,082, filed on Mar. 10, 2005, now Pat. No. Des. 573,299.

(51) **LOC (9) Cl.** **26-99**

(52) **U.S. Cl.** **D26/118**

(58) **Field of Classification Search** 362/577, 362/171, 178, 217.01, 218, 219; D26/76, D26/93, 80, 183, 138, 118, 128, 60, 72, 77, D26/81, 83, 85, 86, 87, 109, 113, 119, 120, D26/121, 129, 142, 155; D6/308, 394, 395, D6/499, 495; D8/354; D11/140, 141, 155; D16/242, 244; D25/61, 66, 68, 108, 118, D25/122, 126, 129, 136, 164

See application file for complete search history.

(56) **References Cited**

U.S. PATENT DOCUMENTS

D150,830 S	9/1948	Duepner		
D226,626 S *	4/1973	Sundstrom	D26/80
3,737,654 A	6/1973	Hawley		
D232,257 S	7/1974	Paulson		
D240,156 S *	6/1976	Von Serda	D26/128
4,420,798 A	12/1983	Herst		
4,587,754 A	5/1986	Ossner		
D293,030 S	12/1987	Vladescu		
5,038,257 A *	8/1991	Agabekov	362/219
5,145,248 A	9/1992	Chuan		
D348,951 S *	7/1994	Porter	D26/106
D356,382 S	3/1995	Jaksich		
D362,315 S *	9/1995	Herst et al.	D26/76

(Continued)

OTHER PUBLICATIONS

Douglas Fanning, Jacob's Pillow Dance, Photographs taken Jul. 2002 at 358 George Carter Rd., Becket MA.

Primary Examiner—Cathron C Brooks

Assistant Examiner—Kevin K Rudzinski

(74) *Attorney, Agent, or Firm*—Ostrager Chong Flaherty & Broitman P.C.

(57) **CLAIM**

The ornamental design for a light module, as shown and described.

DESCRIPTION

FIG. 1 is a front, top, and left side perspective view of the light module;

FIG. 2 is a top plan view thereof;

FIG. 3 is a front elevational view thereof;

FIG. 4 is a bottom plan elevational view thereof;


FIG. 5 is a rear elevational view thereof;

FIG. 6 is an enlarged right side view thereof; and,

FIG. 7 is an enlarged left side view thereof.

The broken lines shown are included for the purpose of illustration only and form no part of the claimed design.

1 Claim, 2 Drawing Sheets



US D617,936 S

Page 2

U.S. PATENT DOCUMENTS

6,337,945 B1	1/2002	Kingstone							
D465,292 S	11/2002	Ko							
D468,854 S	1/2003	Chen							
6,530,675 B1 *	3/2003	Van Etten	362/267					
6,634,767 B2 *	10/2003	Huang	362/235					
D484,271 S	12/2003	Chandler							
6,682,205 B2	1/2004	Lin							
D489,144 S *	4/2004	Dalton, Jr.	D26/28					
D494,305 S *	8/2004	Crosby	D26/118					
6,799,863 B2	10/2004	Offiler							
D498,324 S *	11/2004	Dolan	D26/106					
D502,565 S	3/2005	Hetfield							
D503,241 S *	3/2005	Crosby	D26/118					
6,863,423 B2	3/2005	Stone							
D505,221 S *	5/2005	Hetfield	D26/76					
D511,222 S *	11/2005	Hetfield	D26/76					
D513,439 S *	1/2006	Hetfield	D26/76					
D520,667 S *	5/2006	Jae-Sung et al.	D26/76					
D525,739 S	7/2006	Wu							
D527,136 S	8/2006	Biersach							
D543,651 S *	5/2007	Hargreaves	D26/76					
D581,577 S *	11/2008	Baldele	D26/104					
D583,978 S *	12/2008	Duffy et al.	D26/85					
D595,007 S *	6/2009	Sabernig	D26/85					
D597,699 S *	8/2009	Flaherty et al.	D26/68					
2002/0118536 A1 *	8/2002	Wu	362/219					
2003/0021115 A1 *	1/2003	Sloan et al.	362/240					
2004/0179372 A1	9/2004	Guerrieri							
2006/0109667 A1 *	5/2006	Flaherty et al.	362/431					

* cited by examiner




FIG. 1



FIG. 2



FIG. 3



FIG. 4



FIG. 5

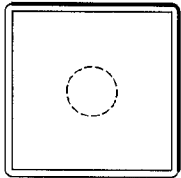


FIG. 6




FIG. 7